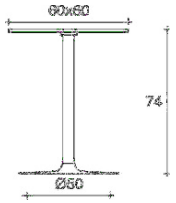
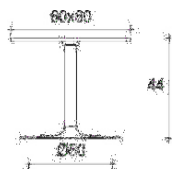

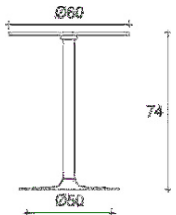
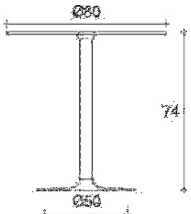
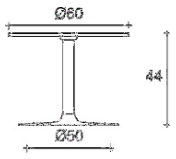
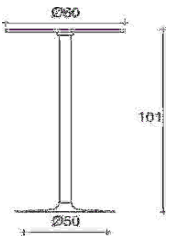
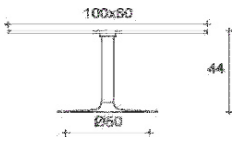




	MOD.	DESCRIPTION		
 <p>2 items = 1 unit - m3 0,05 - kg. 22 net weight 1 item kg. 19</p>	LINEA C 901/C	Glastisch, 74 cm hoch, Tellerfußgestell chrom, Glasplatte matt 60 x 60 cm (Anlieferung demontiert)		548
 <p>2 items = 1 unit - m3 0,04 - kg. 21 net weight 1 item kg. 18</p>	LINEA C 903/C	Glastisch, 44 cm hoch, Tellerfußgestell chrom, Glasplatte matt 60 x 60 cm (Anlieferung demontiert)		540
 <p>2 items = 1 unit - m3 0,05 - kg. 25 net weight 1 item kg. 22</p>	LINEA C 904/C	Glastisch, 44 cm hoch, Tellerfußgestell chrom, Glasplatte matt 100 x 60 cm (Anlieferung demontiert)		625
 <p>2 items = 1 unit - m3 0,05 - kg. 21 net weight 1 item kg. 18</p>	LINEA C 905/C	Glastisch, 74 cm hoch, Tellerfußgestell chrom, Glasplatte matt 60 cm Ø (Anlieferung demontiert)		548
 <p>2 items = 1 unit - m3 0,06 - kg. 28 net weight 1 item kg. 25</p>	LINEA C 906/C	Glastisch, 74 cm hoch, Tellerfußgestell chrom, Glasplatte matt 80 cm Ø		625

LINEA C

	MOD.	DESCRIPTION		
 <p>2 items = 1 unit - m3 0,04 - kg. 20 net weight 1 item kg. 17</p>	LINEA C 907/C	Glastisch, 44 cm hoch, Tellerfußgestell chrom, Glasplatte matt 60 cm Ø (Anlieferung demontiert)		540
 <p>3 items = 1 unit - m3 0,05 - kg. 24 net weight 1 item kg. 21</p>	LINEA C 908/C	Glastisch, 100 cm hoch, Tellerfußgestell chrom, Glasplatte matt 60 cm Ø (Anlieferung demontiert)		568
 <p>2 items = 1 unit - m3 0,05 - kg. 24 net weight 1 item kg. 21</p>	LINEA C 909/C	Glastisch, 44 cm hoch, Tellerfußgestell chrom, Glasplatte matt 100 x 60 cm Eliptische Form (Anlieferung demontiert)		640

LINEA C